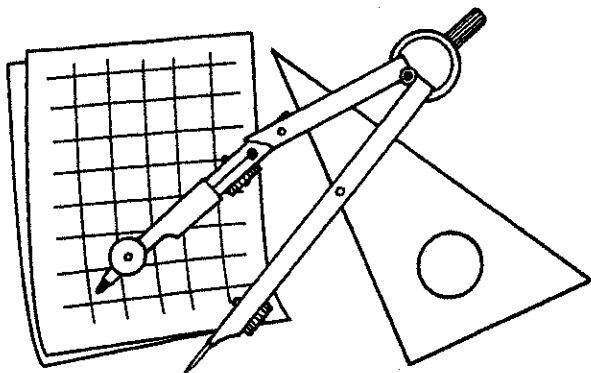
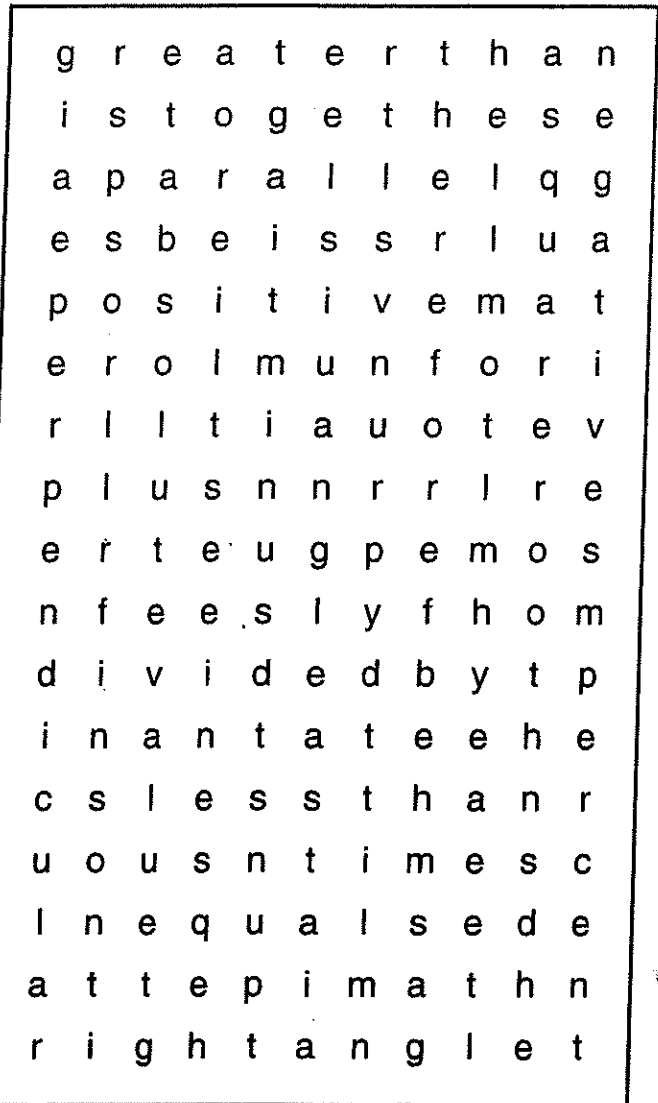
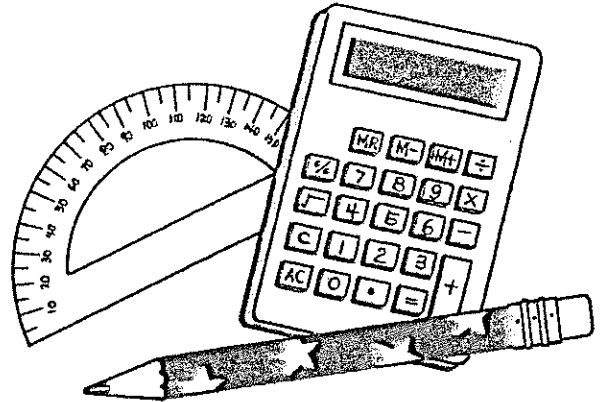


Name _____

Math Symbols

Find and circle the name of each symbol in the puzzle. (The words go across and down.)
Then write the names by filling in the blanks.

- = e _____
- < l _____ t _____
- > g _____ t _____
- + p _____ or p _____
- m _____ or n _____
- x or · t _____
- ÷ or) d _____ b _____
- √ s _____ r _____
- % p _____
- : i _____ t _____ (ratio)
- | a _____ v _____
- π p _____
- ⊥ p _____
- || p _____
- ∠ a _____
- ≠ r _____ a _____
- ∴ t _____



Word Bank

greater than

absolute value

plus

times

positive

negative

therefore

percent

perpendicular

parallel

equals

minus

pi

divided by

right angle

angle

is to

square root

less than